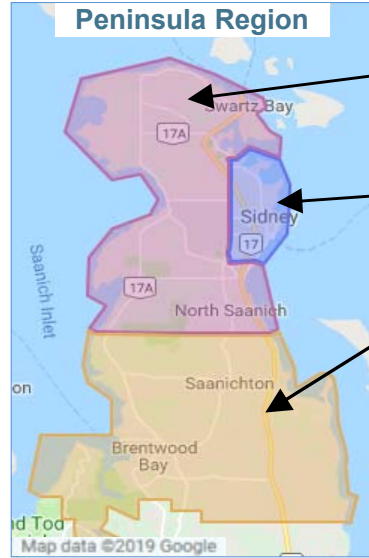
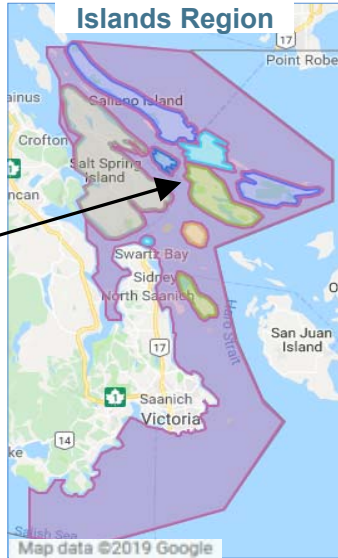


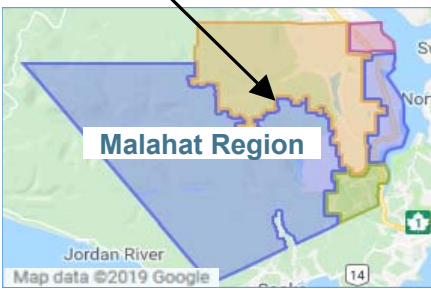
Year-Over-Year Changes in Single Family Benchmark Prices

Visit [vreb.org/mls-statistics](http://vreb.org/mls-statistics) for more information on the MLS® Home Price Index.



<b>Malahat &amp; Area</b>
Dec 2018 \$520,100
Dec 2019 \$572,900
Change 10.2%

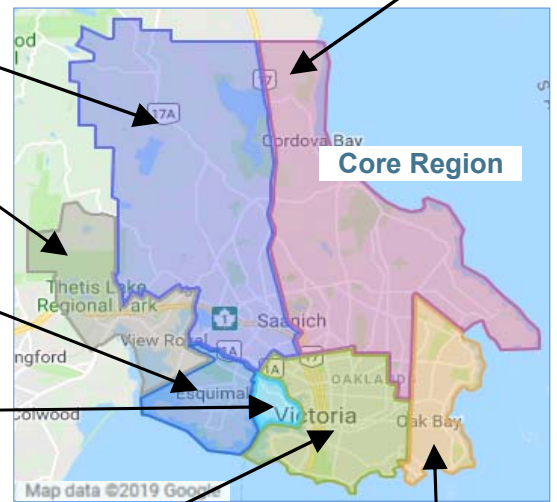
<b>Saanich East</b>
Dec 2018 \$875,000
Dec 2019 \$873,100
Change -0.2%



<b>Saanich West</b>
Dec 2018 \$753,400
Dec 2019 \$754,400
Change 0.1%

<b>View Royal</b>
Dec 2018 \$771,500
Dec 2019 \$769,000
Change -0.3%

<b>Esquimalt</b>
Dec 2018 \$669,300
Dec 2019 \$662,800
Change -1.0%



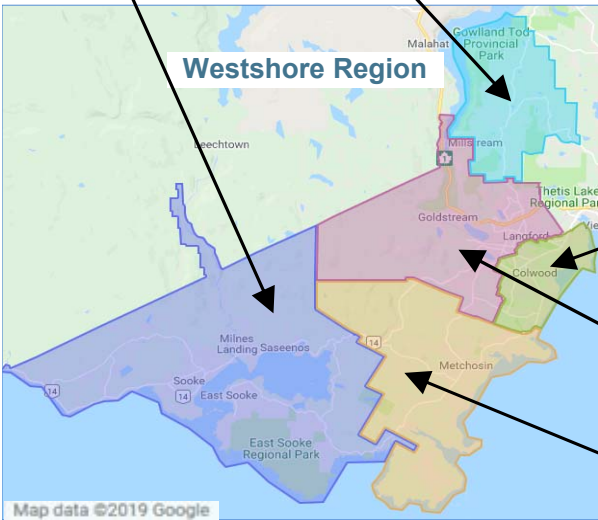
<b>Victoria West</b>
Dec 2018 \$692,600
Dec 2019 \$683,200
Change -1.4%

<b>Sooke</b>
Dec 2018 \$538,000
Dec 2019 \$551,300
Change 2.5%

<b>Highlands</b>
Dec 2018 \$838,100
Dec 2019 \$841,600
Change 0.4%

<b>Victoria</b>
Dec 2018 \$826,100
Dec 2019 \$829,100
Change 0.4%

<b>Oak Bay</b>
Dec 2018 \$1,209,900
Dec 2019 \$1,159,700
Change -4.1%



<b>Colwood</b>
Dec 2018 \$681,900
Dec 2019 \$677,900
Change -0.6%

<b>Langford</b>
Dec 2018 \$637,500
Dec 2019 \$647,700
Change 1.6%

<b>Metchosin</b>
Dec 2018 \$950,000
Dec 2019 \$949,100
Change -0.1%

Regional Summaries

<b>VREB Trading Area</b>
Dec 2018 \$744,600
Dec 2019 \$753,100
Change 1.1%

<b>Core Region</b>
Dec 2018 \$860,400
Dec 2019 \$855,000
Change -0.6%

<b>Peninsula Region</b>
Dec 2018 \$775,900
Dec 2019 \$777,100
Change 0.2%

<b>Westshore Region</b>
Dec 2018 \$634,200
Dec 2019 \$643,200
Change 1.4%